



Bonneville ES

Media Center Collection Development Plan 2023-24

Natalie Stevens

Natalie Stevens (Oct 4, 2023 18:13 EDT)

Natalie Stevens
Principal

Holly Crowe

Holly Crowe (Oct 6, 2023 09:44 EDT)

Holly Crowe
Certified Educational Media Specialist

Table of Contents

Table of Contents	2
Executive Summary	3
District Strategic Plan 2025	3
School Collection Development Plan	3
School Assessment Analysis	4
Collection Analysis	5
Collection Analysis by Category	6
Notes	6
Representation Analysis	7
Results	7
Strategic Focus	8
Budget and Purchasing Plan	9
Annual Budget 2023-2024	9
Purchasing Plan 2023-2024	9
Year-to-Year Collection Change	10

Executive Summary

District Strategic Plan 2025

Orange County Public Schools is the eighth-largest school district in the United States and the fourth largest in Florida. The district serves more than 206,000 students at 202 schools and is one of the largest employers in Central Florida with more than 25,000 team members.

Vision: To ensure every student has a promising and successful future.

Mission: With the support of families and the community, we create enriching and diverse pathways to lead our students to success.

School Collection Development Plan

Bonneville ES serves 445 students enrolled in grades Pre-Kindergarten through fifth. The student population's ethnicity is made of 64% Hispanic and 36% Non-Hispanic students. Additionally, we serve a diverse population made up of 84% White, 12% Black, 0% Native, 2% Asian, 0% Pacific, and 2% Multicultural students.

The administration includes Principal Natalie Stevens and Assistant Principal Etleva Zego. Bonneville ES is proud to offer the many special programs which provide students with opportunities. These include the following clubs:

- Academic Clubs - Math Club, STEM Club, Media Hounds News Club and Chess Club
- Civic-Minded Clubs - Safety Patrols,, Green Club, PAWSitive Power Club and K Kids Club
- Book Clubs - Battle of the Books Club and the Harry Potter Book Club
- Fine Arts-based Clubs - Bravo (music), Recorder Club and Art Club
- Fitness Clubs -Running Club
- Family Clubs - All Pro Dads

A thorough analysis of the current media center collection at Bonneville ES indicates that the average age of the collection is 2003 and the number of books per student is 24.6. The [American Association for School Libraries](#) has established a criteria for highly effective media centers that includes a ratio of 15-20 books available per student in the collection.

At this time, Bonneville ES does not meet the recommended standards for the number of books per student.

The analysis of the collection also revealed the following areas of strengths and concerns:

- Titlewise analysis shows that 60% of the titles are aged.
- The Fiction books have the lowest average age with the EASY section counts for half the books with an average age of 1996.

- In comparison to the analysis from last year, over 500 aged titles were weeded from the collection. Taking the amount of 62% to 60% of aged titles.
- Other items, such as globes and CD players were weeded from the equipment in the media center.
- The Reference classification in the area of non-fiction needs to be weeded. There are 50 items with an average of the year 1999.

School Assessment Analysis

The school analysis provides an overview of the school's assessment data for the previous two school years.

Proficiency Data							
Assessment	2021-22	Assessment	2022-23	Assessment	2021-22	Assessment	2022-23
		Star Early Literacy Proficiency	37%				
		Star Reading Proficiency	50%				
						Star Math Proficiency	53%
FSA ELA Grade 3	43%	FAST ELA Proficiency Grade 3	37%	FSA Math Grade 3	56%	FAST Math Proficiency Grade 3	49%
FSA ELA Grade 4	49%	FAST ELA Proficiency Grade 4	59%	FSA Math Grade 4	60%	FAST Math Proficiency Grade 4	57%
FSA ELA Grade 5	47%	FAST ELA Proficiency Grade 5	48%	FSA Math Grade 5	45%	FAST Math Proficiency Grade 5	41%
NGSSS Sci 5 EOC	55%	NGSSS Sci 5 EOC	46%				

Comparison between 2021-22 and 2022-23 Testing Data

(adapted from <https://www.fldoe.org/accountability/assessments/k-12-student-assessment/results/2023.stml>)

In 2023, the state transitioned from Florida Standards Assessments (FSA) to Florida Assessment of Student Thinking (FAST) for English Language Arts (ELA) and Mathematics. The 2022-23 for FAST and Benchmarks for Excellent Student Thinking (B.E.S.T.) End-of-Course (EOC) assessments are based on **provisional** achievement level cuts that are linked to each assessment's respective 2021-22 reporting scale. Comparisons should not be made between the 2023 data and previous years' data. The implementation of FAST K-2 in the 2022-23 school year was the first administration of statewide assessments for students in grades K-2. These assessments include Star Early Literacy Proficiency, Star Reading Proficiency, and Star Math Proficiency.

Collection Analysis by Category

The information collected in this section provides a detailed look at the current library collection by classification and genre. The information was gathered from Follett Destiny, the library management system, and Titlewave, the vendor's ordering and analysis tool.

Section	# of Titles	Average Age
Computer Science, Information & General Works	54	2011
Philosophy & Psychology	76	2005
Religion	42	2001
Social Sciences	800	2003
Language	124	2003
Science	2098	2006
Technology	459	2003
Arts & Recreation	459	2003
Literature	143	2000
History & Geography	903	2003
Biography	748	2005
Easy	3512	1996
General Fiction	3120	2007
Graphic Novels		

Notes

- Over half the collection is aged with the average publication date of 2003. This needs to be improved.
- In addition to the physical media center collection, the district provides 1,329 SORA titles and 1,108 Destiny eBooks, audiobooks and digital magazines.
- The EASY section accounts for over half the fiction section. However it has an average age of 1996 which skews the Fiction section age, and in the total age of the collection.

Representation Analysis

Enrollment & Demographic Data					
445 2023-24 Student Enrollment as of September 7, 2023	Subgroups		Federal Ethnicity		
	18% ELL	25% ESE	64% Hispanic	36% Non-Hispanic	
Federal Race Category					
84% White	12% Black	0% Native	2% Asian	0% Pacific	2% Multicultural

To deepen focus on strategic collection development, specific sections of the collection were analyzed in detail to determine whether the media center collection reflects and represents various points of view and experiences. The goal is to provide a balanced collection that can be both a mirror, to reflect a reader's experience, and a window, so readers can experience different viewpoints.

Results

Based on the available school data of Bonneville ES in comparison to Collection Analysis results, it was found that:

Student Representation	% of Students	Total # of Titles	Total % of Titles	Avg. Age of Titles
Hispanic	64%	148	1%	2009
Black	12%	418	3%	2006
Native	0%	222	1.5%	1995
Asian	2%	127	1%	2005

Strategic Focus

This page lists the priorities for selection and weeding for each school year and includes the action, updates, and outcomes. This is subject to change due to funding and time constraints.

School Year	Strategic Focus
2023-2024	Selection Priorities <ul style="list-style-type: none">• Select new picture books to update the Easy section.• Select more biographies to celebrate minorities and better represent our diverse community.• Possibly select more copies of the Sunshine State Jr. books to update the Easy section with award winning authors.
	Weeding Priorities <ul style="list-style-type: none">• Weeding will include the monthly focus of the OCPS weeding project.• Weed the Easy (Picture books) section since it has the oldest average publication date of 1996. This is skewing the average age of the whole collection.• Weed the audio/book kits. Look at extra copies, age and use.• Weed the nonfiction section for age and damaged books.
2024-2025	Selection Priorities <ul style="list-style-type: none">• Continue to add more books to the Easy section that are current and diverse.• Buy more Sunshine State Jr. books to add more award winning authors to the section.• Continue to add more current biographies.
	Weeding Priorities <ul style="list-style-type: none">• Weed the nonfiction section which is half of the library's inventory• Revisit weeding the Easy section for aged and damaged books.• Revisit use of the audio/book kits. Weed where needed.

Budget and Purchasing Plan

This page outlines the current budget available and specifically lists the priorities for this school year (2023-2024).

Annual Budget 2023-2024

State Funds	
Source	Amount
State (1001111000)	\$4,465.65
Internal Accounts	
Source	Amount
Book Fair Profits (minus AR Rewards,, Lit Night items)	\$2,256.30- \$1,000.00=\$1,256.30 \$1,000.00(Dedicated for AR/Lit))
Library Fines	\$489.95
Media Center (internal account) Donation of \$1,000 for STEM Lab	\$1,642.38- \$1,000.00=\$642.38 \$1,000 (Dedicated for STEM Lab)
TOTAL	\$2,388.63

Purchasing Plan 2023-2024

Approximate Purchasing Plan	
Purpose	Amount
Biographies	\$500.00
Non-fiction (computer science and technology)	\$200.00
Everybody (picture books)	\$3,000.00
Sunshine State book series/sequels	\$300.00
Nonfiction	\$1,000.00
TOTAL	\$5,0000.00

Year-to-Year Collection Change

The information below represents the year-to-year change within the library media center collection from the 2022-23 to 2023-24 school year. The 2022-23 data is based on a collection analysis from June 2022, while the 2023-24 is based on a collection analysis from July 2023.

Data Reflection

- Weeding of the collection improved the relevance of the collection and a reasonable amount of items per student.
- With the amount of weeding done and biography purchases, the representative titles percentage improved.
- The Everyone section (picture books) is the most dated collection.





2022-23 Purchased and Weeded Materials

Materials
Added to the
Collection

205

Materials
Weeded from
the Collection

1,711

Category	2022-23	2023-24
 Items in the Collection	16634	14,923
 Items per Student	40	24
 Average Age of Collection	2003	2003
 Representative Titles in the Collection	31%	32%

